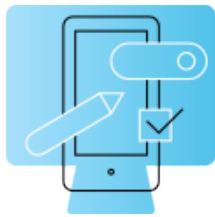


How do Telerik UI Libraries Cut Development Time?

Progress Telerik UI libraries equip .NET ninjas with a full arsenal of weapons to help you create beautiful, modern and future-proof applications quickly and intuitively. With **over 1,100 snappy UI components** for all .NET platforms, as well as various themes, skins and customization options, Telerik users regularly report cutting development time by up to 50 percent.



UI Components for all .NET and JavaScript Frameworks

Get a wide range of quality UI controls for any .NET platform (ASP.NET AJAX, MVC, Core, Xamarin, WPF, WinForms and UWP) and JavaScript framework (jQuery, Angular, React, Vue) including complex must-have components such as Grids and Charts, and our always popular Maps, Gauges, Diagrams, Calendars and more.

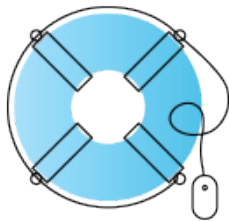


Beautiful and Modern Themes

Every Telerik control can be customized with pre-built themes and skins to help you tailor the look of your application to the needs of your business. Choose from Material, Office 2016, Windows 8, Windows 7, Fluent-inspired themes and many more to customize your web, mobile or desktop application however you see fit.

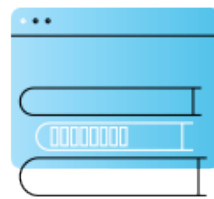
Get Started With Our Products for Free

Our products are free to try, easy to set up and work seamlessly together



Training and Support Included

Access 30+ hours of on-demand technical product training with your active license, allowing you to be on-boarded and successful with our tools quickly. Also, get product support on your terms, when you need it and how you need it, by the same engineers who built the products. Support is available via web or phone ensuring every project can be seen to successful completion.



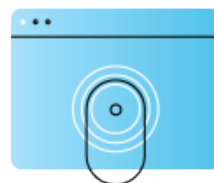
Extensive Document Processing Libraries

Take advantage of built-in features for manipulation of the most commonly used flow, fixed and spreadsheet document formats for web and desktop .NET applications without relying on third party software (Microsoft Office, Adobe Acrobat, etc).



Powerful Reporting Solution

Take advantage of Telerik Reporting—a complete .NET Reporting Solution for Web, Mobile and Desktop applications. Create, view, export and schedule rich, beautiful, interactive and reusable reports with data from over 17 supported databases to help your business get to the next level.



Thorough Product Demos

See the powerful controls in each toolbox in action, even before you start creating your apps. Through hundreds of professionally designed product demos, you can see how your application will look.

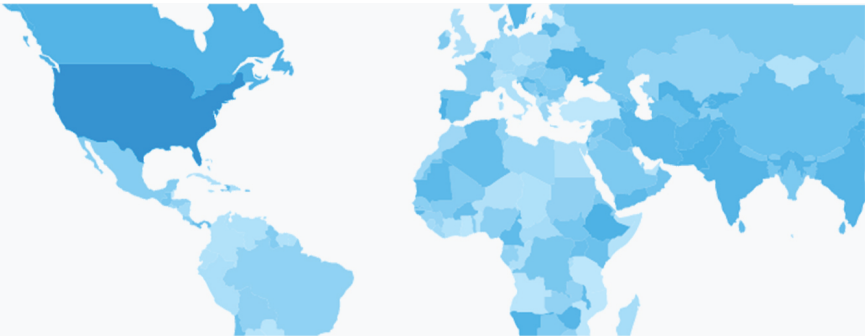
Build Better JavaScript Apps Faster

The ultimate collection of JavaScript UI components with libraries for jQuery, Angular, React, and Vue. Quickly build eye-catching and high-performance responsive web applications—regardless of your JavaScript framework choice.

CHARTS AND DATA VISUALISATION

USA

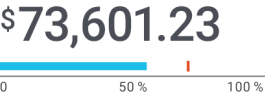
REGIONS
Colorado, Connecticut, Maryland,
Michigan, Missouri, Montana, New
Jersey, Ohio, Oregon, Sputh Dakota



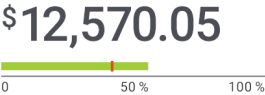
MARKET SHARE



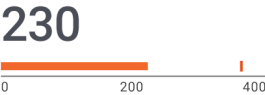
REVENUE



PROFIT



CUSTOMERS



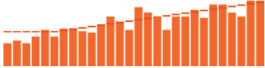
REVENUE TRENDS



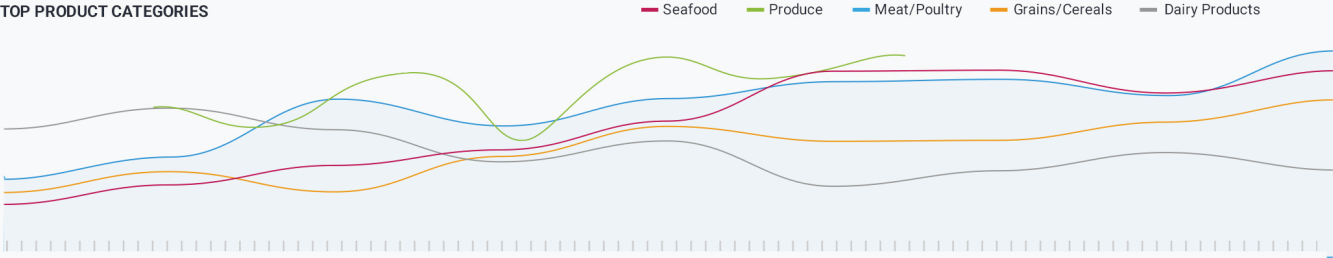
PROFIT TRENDS



CUSTOMERS TRENDS



TOP PRODUCT CATEGORIES



BUBBLE CHART

