

PDF Viewer

RadPdfViewer for Silverlight/WPF is a control that is able to show PDF files natively within your Silverlight/WPF application without the need for an external viewer.

The main functionality of the control is listed below:

❖ **Open PDF files**

There are two loading modes which provides the means for finer customization of the behavior of the viewer to suit different use-cases.

❖ **Scroll, Pan and Zoom**

One can utilize well-known tools with an intuitive interface to scroll, pan and zoom the content of the document.

❖ **Performance**

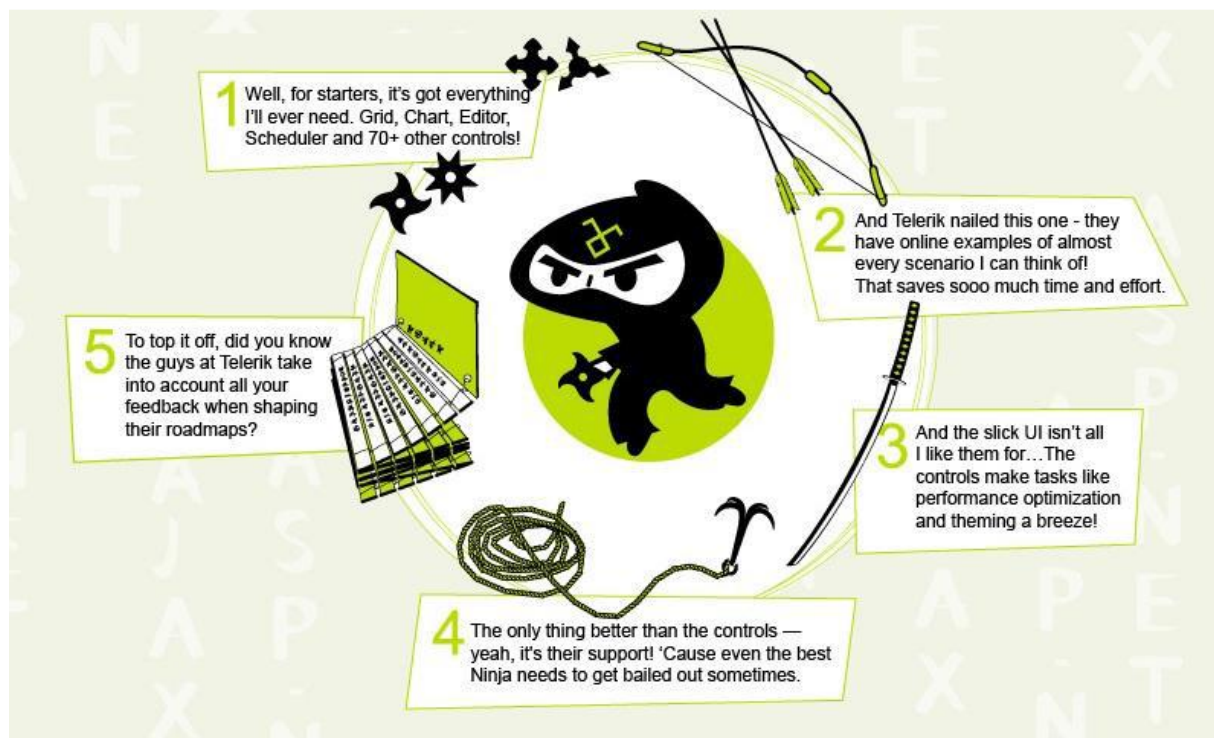
UI elements are created and kept in memory only for the part of the document in the viewable area which guarantees an outstanding performance.

The more complex features are presented in the following table

| Text Recognition | Navigation |
|--|---|
| RadPdfViewer can extract the text (characters, words, lines) from the PDF file and export it to .txt format. | Caret - now you can navigate through your PDF files Move to next character, word, start/end of a line, etc. |
| Selection and Copy | Find |
| It is possible to select text from the document and copy it using the Silverlight/WPF clipboard. | You can search text in the RadPdfViewer. The Find Next / Find Previous functionality will also enable navigation in the document. |

Some of the components that the PDF viewer is capable of distinguishing between are:

1. Images



2. Different font families and font sizes, Unicode support:

За миг бях в чужд, скърцащ плюшен фотьойл.

За миг бях в чужд, скърцащ плюшен фотьойл.

За миг бях в чужд, скърцащ плюшен фотьойл.

Grumpy wizards make toxic brew for the evil Queen and Jack

Grumpy wizards make toxic brew for the evil Queen and Jack

Grumpy wizards make toxic brew for the evil Queen and Jack

Grumpy wizards make toxic brew for the evil Queen and Jack


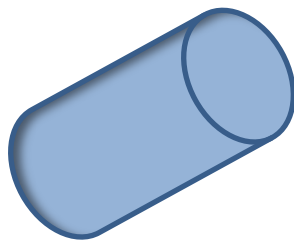
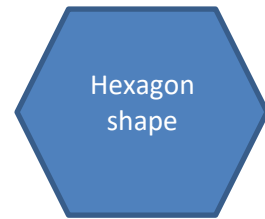
Grumpy wizards make toxic brew for the evil Queen and Jack

Grumpy wizards make toxic brew for the evil Queen and Jack

3. Different font weight and font style:

Normal *Italic* **Bold** ***BoldItalic***

4. Shapes



5. Ordered and bullet lists:

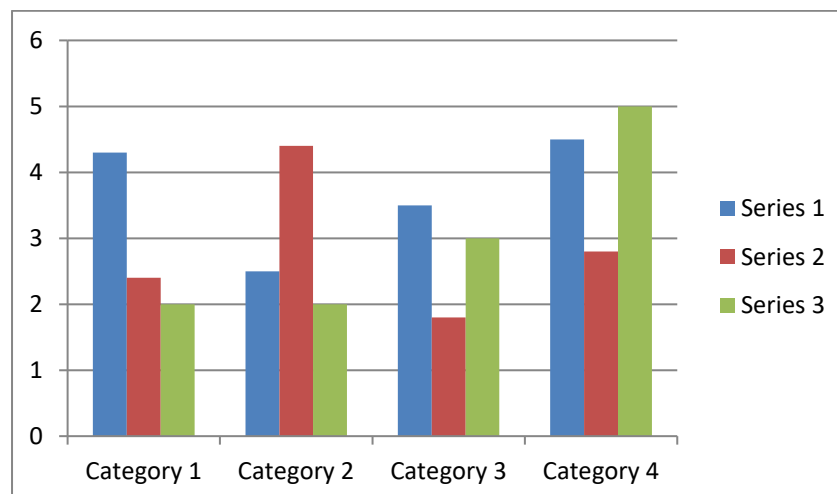
1. Text at level 1
 - a. Text at level 2
 - i. Text at level 3
 1. Text at level 4
 - a. Text at level 5
 - i. Text at level 6
 - ii. Text at level 6
 - b. Text at level 5
 2. Text at level 4
 - ii. ii. Text at level 3
 - b. Text at level 2
 2. Text at level 1

6. Tables and charts

| | Series 1 | Series 2 | Series 3 |
|------------|----------|----------|----------|
| Category 1 | 4.3 | 2.4 | 2 |
| Category 2 | 2.5 | 4.4 | 2 |
| Category 3 | 3.5 | 1.8 | 3 |
| Category 4 | 4.5 | 2.8 | 5 |

| | Series 1 | Series 2 | Series 3 |
|------------|----------|----------|----------|
| Category 1 | 4.3 | 2.4 | 2 |
| Category 2 | 2.5 | 4.4 | 2 |

| | Series 1 | Series 2 | Series 3 |
|------------|----------|----------|----------|
| Category 1 | 4.3 | 2.4 | 2 |
| Category 2 | 2.5 | 4.4 | 2 |



7. Smart Art

