

Q3
2012

What's new in RadControls for WinForms

Q3
2012

RoadMap for Today

Introduction & Housekeeping

The Brand New Stuff

Demo

Enhancements to the whole suite

More Demos

Resources / Q&A

Q3
2012

Introduction

Michael Crump

Microsoft MVP, MCPD

XAML Evangelist, Telerik

Twitter: @mbcrump

Blog: <http://michaelcrump.net>

Blog: <http://blogs.telerik.com/michaelcrump>



Q3
2012

Twitter Contest – “I love Telerik”

- Tweet your favorite thing about Telerik by October 26th
- Use “I love #Telerik” in your tweet
- Follow @Telerik on Twitter
- Winner announced via Twitter and Facebook and emailed on October 29th



Q3
2012

Schedule

October 22nd – Monday
11:00am EDT

What's New in Q3 2012 ASP.NET AJAX and MVC

October 23rd – Tuesday
11:00am EDT

What's New in Q3 2012 RadControls for Silverlight & WPF

October 23rd – Tuesday
1:00pm EDT

What's new in Q3 2012 RadControls for WinForms

October 24th – Wednesday
11:00am EDT

The Telerik Report Designer: More Powerful Than Ever

October 24th – Wednesday
1:00pm EDT

Efficiency with Visual Studio Productivity Tools

Q3
2012

Schedule

October 25th – Thursday
11:00am EDT

Staying Afloat While Managing Multiple Websites and Personalization

October 25th – Thursday
1:00pm EDT

Telerik UI Suite for Windows 8 is official in Q3 2012!

October 26th – Friday
11:00am EDT

Taking Your Functional Tests to the Next Level With Test Studio 2012 R2

October 26th – Friday
1:00pm EDT

What's New in TeamPulse R5 – Kanban Boards, TFS 2012 Support and More



The Brand New Stuff



A green square containing the text 'Q3' in a large white font, with '2012' in a smaller white font below it.

New and Awesome!

Say Hello to RadPivotGrid for WinForms!

- Shipped as Beta version with Q3 2012
- Filter, Sort & Group operations out of the box
- Easy dynamic data binding to RadChartView
- Advanced printing options with watermarks
- Tabular and compact layouts support

Q3
2012

DEMO - PivotGrid

The screenshot displays a PivotGrid interface. The main table shows aggregated data for 'Direct mail' across months (June, July, August). A context menu is open over the 'Quantity' row, showing options like 'Sort A-Z', 'Sort Z-A', 'Clear Filter', and 'Value Filter'. The 'Value Filter' sub-menu is also open, showing comparison operators like 'Greater Than...', 'Less Than...', etc. The 'Glare filter' checkbox is highlighted in the filter list.

Sum of Quantity		Sum of Net		Advertisement	Date	
Product	Promotion	Aggregates				
		Grand Total	Direct mail			
		Direct mail Total	June	July	August	
Quantity		1344	338	170	104	64
Net		14926.22	3750.75	1867.79	1148.88	734.08
Sum of Quantity		638	176	88	44	44
Sum of Net		7565.00	2070.81	1017.45	526.68	526.68
Sum of Quantity		706	162	82	60	20
Sum of Net		79.94	850.34	622.20	207.40	
Sum of Net		752	287	262	203	
Sum of Net		61.36	2103.11	1889.10	1469.15	
Sum of Net		385	165	121	99	
Sum of Net		91.45	1282.05	940.17	769.23	
Sum of Net		367	122	141	104	
Sum of Net		69.91	821.06	948.93	699.92	
Sum of Net		402	168	142	92	
Sum of Net		53.94	2376.96	1995.74	1281.24	
Free with 10	Sum of Quantity	814	220	99	77	44
	Sum of Net	12140.70	3293.40	1482.03	1152.69	658.68
Extra Discount	Sum of Quantity	894	182	69	65	48
	Sum of Net	11845.18	2360.54	894.93	843.05	622.56
Copy holder	Copy holder Sum of Quantity	1439	322	136	115	71



Enhancements to the whole suite



Q3
2012

Enhancements to the whole suite

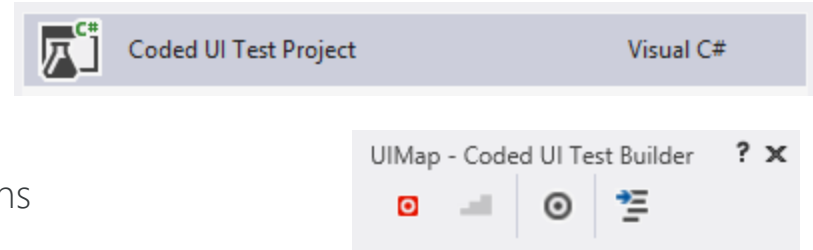
- All Levels Coded UI Test Support
- New Financial Chart Types for RadChartView
- Full VS 2012 Compatibility

Q3
2012

Coded UI Test Support

All levels Coded UI Test Support

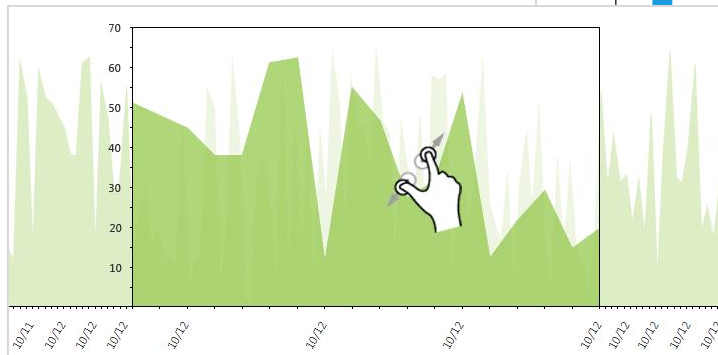
Build stronger and safer apps with the new
Code Generation feature and Intent Aware Actions



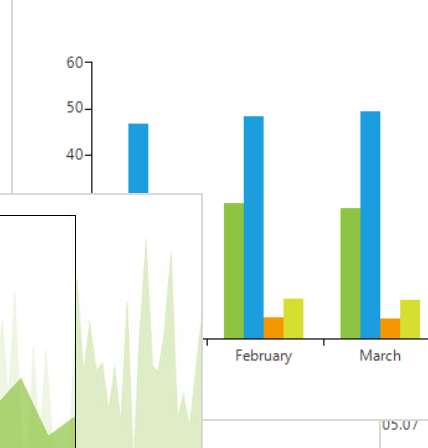
Q3
2012

More Chart Types for RadChartView

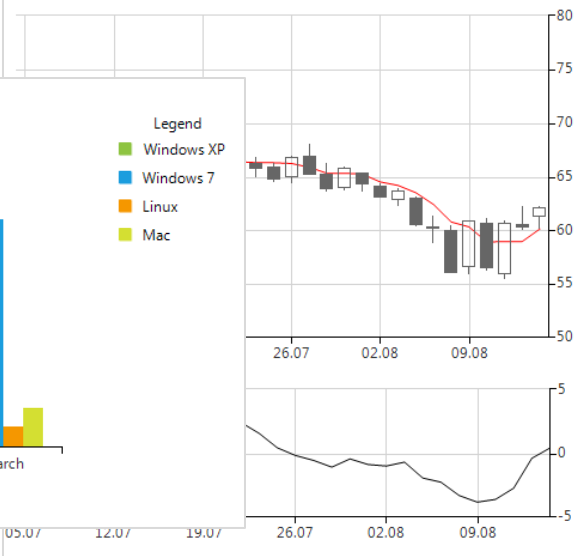
Financial Chart types, touch support and built-in legends support all takes place in the new RadChartView.



OS Platform Statistics Q1 2012



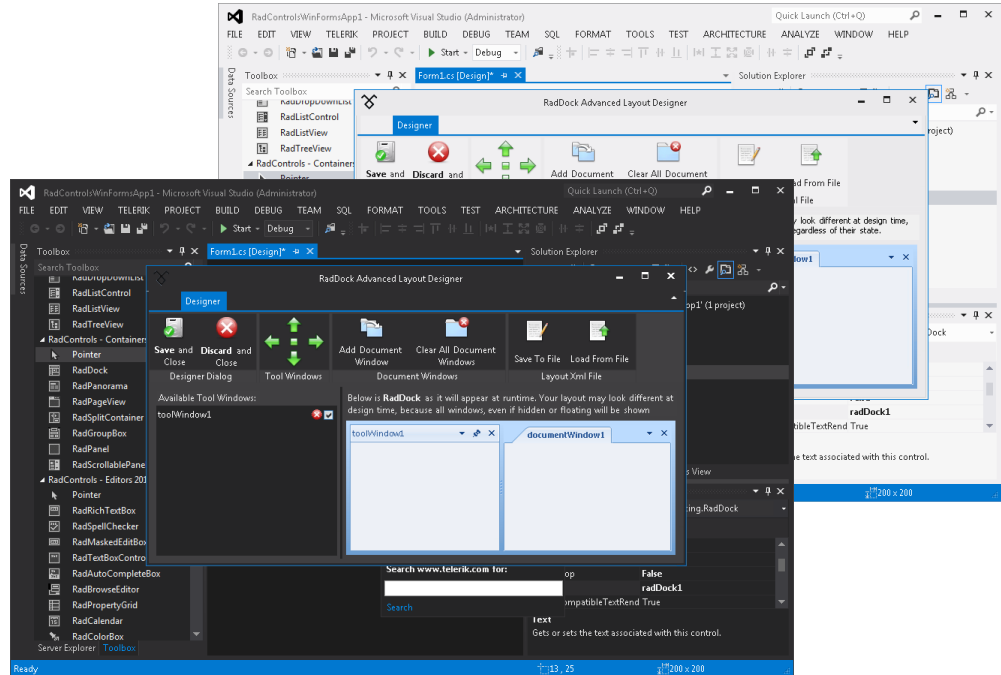
Investor Adviser: International Software Company (ISC)



Q3 2012

Full Visual Studio 2012 Compatibility

Q3 2012 ensures the seamless work of RadControls for WinForms in Visual Studio 2012. The suite now brings full compatibility, adhering to both the functional and UX Microsoft guidelines.





More Demos – RadChartView and Coded UI

Q3
2012

Resources

- Telerik – <http://www.telerik.com/>
- Documentation / Demos / Forums, etc. - <http://www.telerik.com/support.aspx>
- Getting Started with RadControls for WinForms - <http://www.telerik.com/products/winforms/getting-started.aspx>
- Visual Style Builder for RadControls for WinForms – <http://www.telerik.com/products/winforms/visual-style-builder.aspx>
- Coded UI Test Levels Explained – <http://blogs.msdn.com/b/visualstudioalm/archive/2011/10/28/coded-ui-test-extension-for-3rd-party-controls-the-basics-explained.aspx>

Q3
2012

Q & A

Download your free trial of RadControls for WinForms at
www.telerik.com/winforms

Email

Michael.Crump@telerik.com

Twitter

@mbcrump