



What's New in Q3 2012 RadControls for Silverlight & WPF



Q3
2012

RoadMap for Today

Introduction & Housekeeping

New Controls & Features

Demos

Enhancements to Existing Controls

Resources / Q&A

Q3
2012

Introduction

Michael Crump

Microsoft MVP, MCPD

XAML Evangelist, Telerik

Twitter: @mbcrump

Blog: <http://michaelcrump.net>

Blog: <http://blogs.telerik.com/michaelcrump>



Q3
2012

Introduction

Jesse Liberty

XAML Evangelist, Telerik

Twitter: @JesseLiberty

Blog: <http://JesseLiberty.com>

Blog: <http://blogs.telerik.com/jesseliberty>



Q3
2012

Twitter Contest – “I love Telerik”

- Tweet your favorite thing about Telerik by October 26th
- Use “I love #Telerik” in your tweet
- Follow @Telerik on Twitter
- Winner announced via Twitter and Facebook and emailed on October 29th



Q3
2012

Schedule

October 22nd – Monday
11:00am EDT

What's New in Q3 2012 ASP.NET AJAX and MVC

October 23rd – Tuesday
11:00am EDT

What's New in Q3 2012 RadControls for Silverlight & WPF

October 23rd – Tuesday
1:00pm EDT

What's new in Q3 2012 RadControls for WinForms

October 24th – Wednesday
11:00am EDT

The Telerik Report Designer: More Powerful Than Ever

October 24th – Wednesday
1:00pm EDT

Efficiency with Visual Studio Productivity Tools

Q3
2012

Schedule

October 25th – Thursday
11:00am EDT

Staying Afloat While Managing Multiple Websites and Personalization

October 25th – Thursday
1:00pm EDT

Telerik UI Suite for Windows 8 is official in Q3 2012!

October 26th – Friday
11:00am EDT

Taking Your Functional Tests to the Next Level With Test Studio 2012 R2

October 26th – Friday
1:00pm EDT

What's New in TeamPulse R5 – Kanban Boards, TFS 2012 Support and More



What's New & Awesome in Q3 2012?



A green square containing the text 'Q3' in a large white font, with '2012' in a smaller white font below it.

New and Awesome!

Silverlight and WPF

- PivotGrid (Beta)
- GanttView (Official)
- HeatMap (Official)
- AutoCompleteBox (Official)
- Coded UI (WPF Only)
- Touch Theme (Official)
- VS 2012 Compatibility

Q3
2012

PivotGrid (Beta)

Data Summarization Tool with great data visualization capabilities.

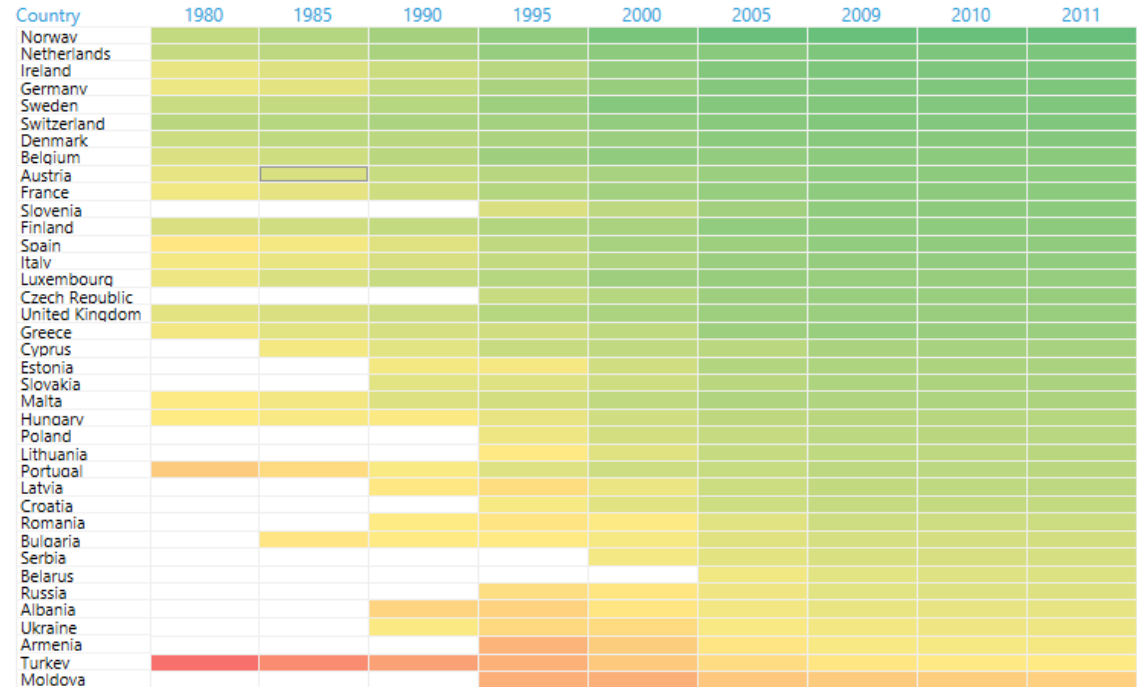
First Look

	Copy holder	Glare filter	Mouse pad	Printer stand	Grand Total
<input type="checkbox"/> Direct mail					
1 Free with 10	154	220	385	176	935
Extra Discount	168	182	367	162	879
Direct mail Total	322	402	752	338	1814
<input type="checkbox"/> Magazine					
1 Free with 10	341	352	836	264	1793
Extra Discount	214	367	760	282	1623
Magazine Total	555	719	1596	546	3416
<input type="checkbox"/> Newspaper					
1 Free with 10	297	242	484	198	1221
Extra Discount	265	345	528	262	1400
Newspaper Total	562	587	1012	460	2621
Grand Total	1439	1708	3360	1344	7851

HeatMap (Official)

Matrix-like control that uses color to encode values along two axes.

Human Development Index in Europe



0.45 0.95

source: hdr.undp.org

Q3
2012

AutoCompleteBox (Official)

Allow your end users to choose single or multiple items from the suggest list populated based on their input.

Boxes

Join the member to the Cycling Tour

Send message:

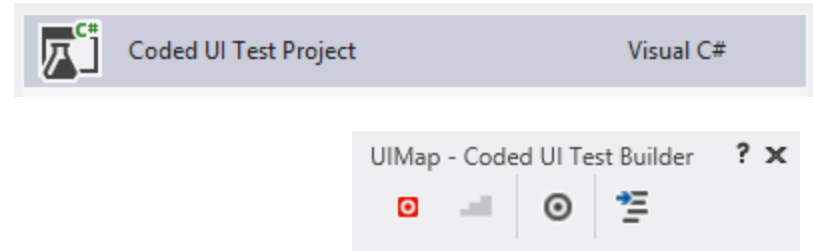
To:

Message:

Q3
2012

Coded UI (WPF Only)

The WPF suite now comes with Level 1 Coded UI Test Support.












Q3
2012

Touch Theme (Official)

Our new Windows8 Touch theme enables new scenarios on touch enabled devices.

Drag a column header and drop it here to group by that column

Photo	First Name	Last Name	Title	City	Country	Phone
	Nancy			Seattle	USA	(206) 555-9857
	Andrew			Tacoma	USA	(206) 555-9482
	Janet			Kirkland	USA	(206) 555-3412
	Margaret			Redmond	USA	(206) 555-8122
	Steven			London	UK	(71) 555-4848
	Michael			London	UK	(71) 555-7773
	Robert			London	UK	(71) 555-5598
	Laura			Seattle	USA	(206) 555-1189
	Anne			London	UK	(71) 555-4444

▼ Select All

- ▼ Andrew
- ▼ Anne
- ▼ Janet
- ▼ Laura
- ▼ Margaret
- ▼ Michael

Show rows with value that

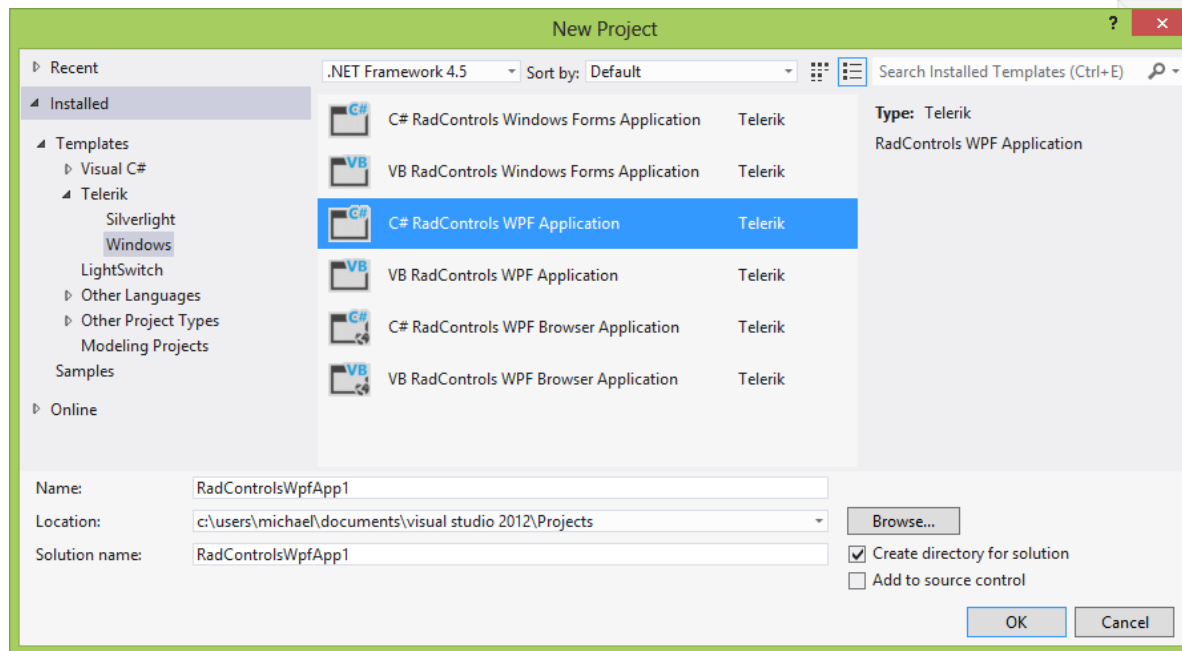
Is equal to

aa

Q3
2012

Visual Studio 2012 Compatibility

We ensure the seamless work of RadControls for Silverlight/WPF in Visual Studio 2012.





Demos

PivotGrid, Coded UI, GanttView and AutoCompleteBox





Enhancements in existing controls.



BarCode

- PDF417 Barcode Support

Diagrams

- HTML5 export support
- Visual Containers
- Gliding connectors
- Ruler Smart-scaling
- Free hand and polygon drawing tools

ChartView

- Annotations
- Light rendering for large data

Docking Control

- Drag reorder of panes

ScheduleView

- Support for hourly and minutely recurrences

GridView

- Performance optimizations in grouped Scenario
- Column aligned aggregates

PDFViewer

- Annotations
- Support for encrypted documents

Timeline

- Annotations
- Expand\Collapse of groups

RichTextBox

- Footnotes and End-notes
- Bibliographic references and citations
- Stylesheets
- Tables formatting with conditional styles

Q3
2012

Resources

- Telerik – <http://www.telerik.com/>
- Documentation / Demos / Forums, etc. - <http://www.telerik.com/support.aspx>
- XAMLFlix - <http://www.telerik.com/xamlflix.aspx>

Q3
2012

Q & A

Download RadControls for Silverlight/WPF at www.telerik.com

Email	Twitter
Michael.Crump@telerik.com	@mbcrump
Jesse.Liberty@telerik.com	@JesseLiberty