

## PDF Viewer

We are happy to announce the Q3 2011 Release, which brings about not only enhanced capabilities to the existing controls, but some brand new, long awaited additions to the suites.

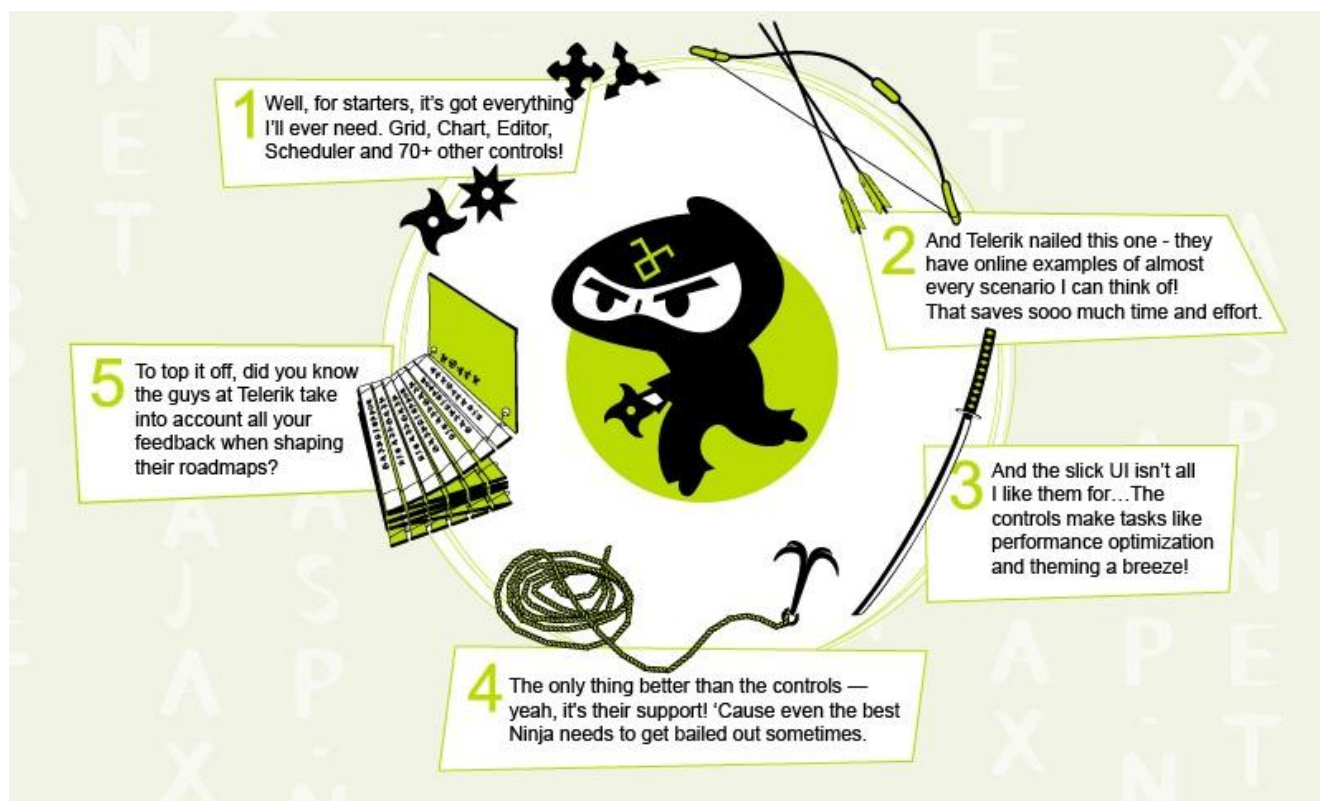
One of the extensions to **RadControls for Silverlight** is the **PdfViewer** control.

The main features of the control are presented in the table below:

Open PDF files	Scroll, Pan and Zoom	Performance
Provide the means to view PDF documents client-side natively in Silverlight without the use of any external components.	Utilize well-known tools with an intuitive interface to scroll, pan and zoom the content of the document.	UI elements are created and kept in memory only for the part of the document in the viewable area, which guarantees an outstanding performance.

Some of the components that the PDF viewer is capable of distinguishing between are:

### 1. Images



## 2. Different font families and font sizes, Unicode support:

За миг бях в чужд, скърцащ плюшен фотьойл.

З а м и г б я х в ч у ж д , с к ъ р ц а щ п л ю ш е н ф о т ъ о й л .

З а м и г б я х в ч у ж д . с к ъ р ц а щ п л ю ш е н ф о т ъ о й л .

Grumpy wizards make toxic brew for the evil Queen and Jack

**Grumpy wizards make toxic brew for the evil Queen and Jack**

Grumpy wizards make toxic brew for the evil Queen and Jack

Grumpy wizards make toxic brew for the evil Queen and Jack

**Grumpy wizards make toxic brew for the evil Queen and Jack**

Grumpy wizards make toxic brew for the evil Queen and Jack

## 3. Different font weight and font style:

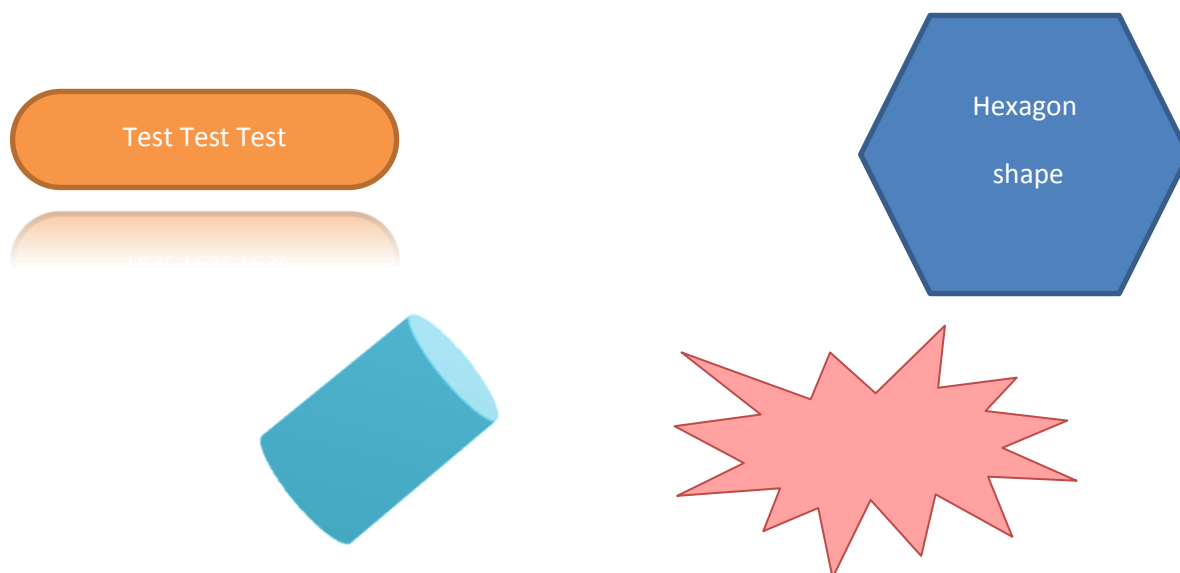
Normal

*Italic*

**Bold**

***BoldItalic***

## 4. Shapes



## 5. Ordered and bullet lists:

1. Text at level 1
  - a. Text at level 2
    - i. Text at level 3
      1. Text at level 4
        - a. Text at level 5
          - i. Text at level 6
            1. Text at level 7
              - a. Text at level 8
              - b. Text at level 8
            2. Text at level 7
              - ii. Text at level 6
                - b. Text at level 5
    2. Text at level 4
      - ii. Text at level 3
        - b. Text at level 2
2. Text at level 1

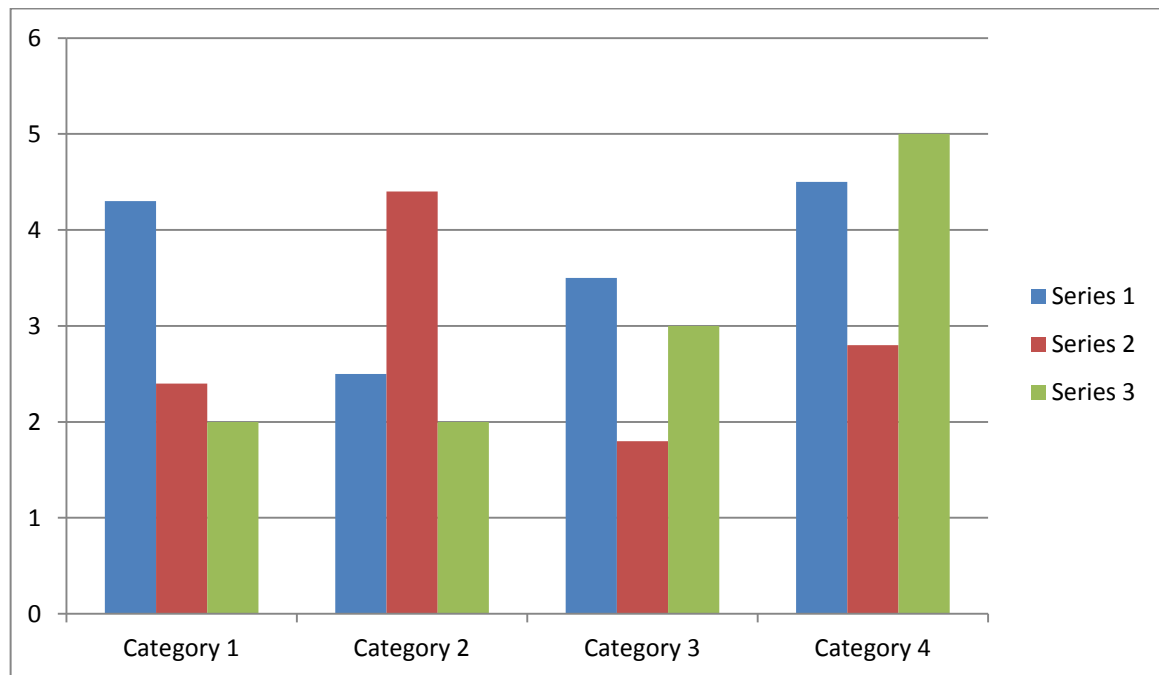
## 6. Tables and charts

	Series 1	Series 2	Series 3
Category 1	4.3	2.4	2
Category 2	2.5	4.4	2
Category 3	3.5	1.8	3
Category 4	4.5	2.8	5

	Series 1	Series 2	Series 3
Category 1	4.3	2.4	2
Category 2	2.5	4.4	2

	Series 1	Series 2	Series 3
Category 1	4.3	2.4	2
Category 2	2.5	4.4	2

	Series 1	Series 2	Series 3
Category 1	4.3	2.4	2
Category 2	2.5	4.4	2



## 7. Smart Art

