

What's New For XAML

RadControls for Silverlight, WPF and Windows Phone 7

RoadMap for Today

Introduction

Housekeeping

New Controls & Features

Enhancements to Existing Controls

Demos

Resources/ QA

Introduction

Jesse Liberty

XAML Evangelist

<http://blogs.telerik.com/jesseliberty>

<http://JesseLiberty.com>

Twitter: @JesseLiberty



Introduction

Michael Crump
XAML Evangelist

<http://blogs.telerik.com/michaelcrump>
Twitter: @mbcrump



License Giveaway

- Live webinar attendees are eligible to win an Ultimate Collection license (worth \$1,999)
- Winner will be announced on Twitter & Facebook within 2 hours
- Winner will also be emailed within 48 hours

Webinar Schedule

June 18 10-11AM EDT – **ASP.NET AJAX & MVC**

June 19 10-11AM EDT – **XAML**

June 20 10-11AM EDT – **Test Studio**

June 21 10-11AM EDT – **Visual Studio Productivity Tool**

June 22 10-11AM EDT – **Team Pulse**

What's New & Awesome in Q2 2012?

- RadHeatMap
- New Features in RadDiagram
- New Features in GanttView
- New Features in PDF Viewer
- New Features in RichTextBox
- New Features in RadChartView
- New Features in RadTimeLine
- New Features in RadSparklines

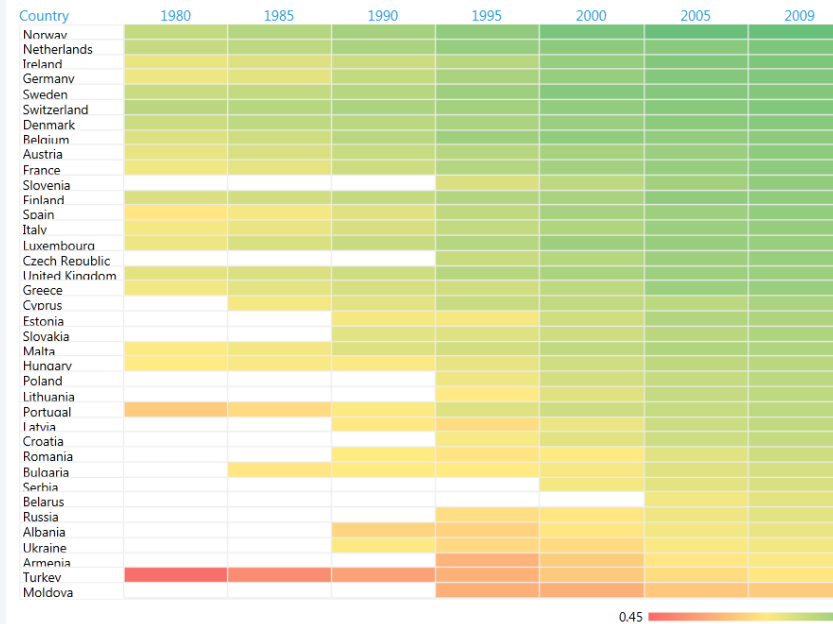
What's New & Awesome in Q2 2012?

- 20+ Metro Templates
- Pull to refresh DataBoundListBox
- Reorder DataBoundListBox
- Conversation View
- Image Button
- Multiselect ListPicker
- TextBox with Watermark, validation, action button support
- Pan and zoom images

RadHeatMap

RadHeatMap is a matrix-like control that uses color to encode a value along two axes. Heatmaps are preferred for their compact size and ability to visualize trends within cyclical data. They are very potent tools for spotting outliers and trends in data.

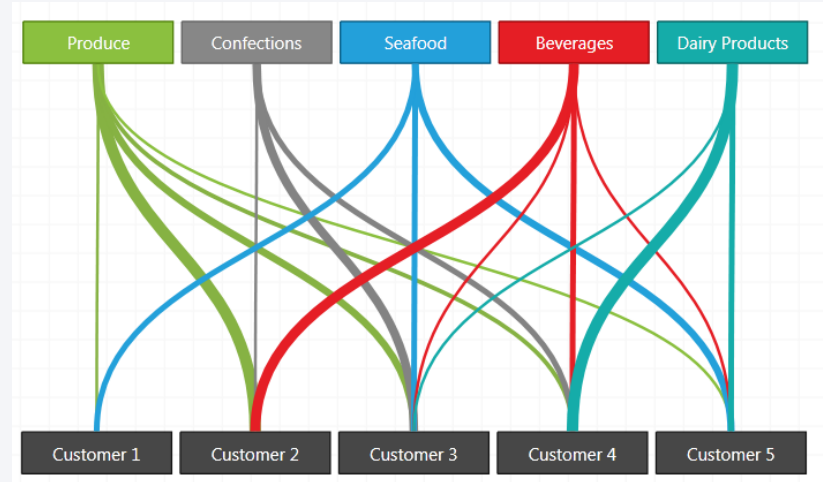
Human Development Index in Europe



0.45

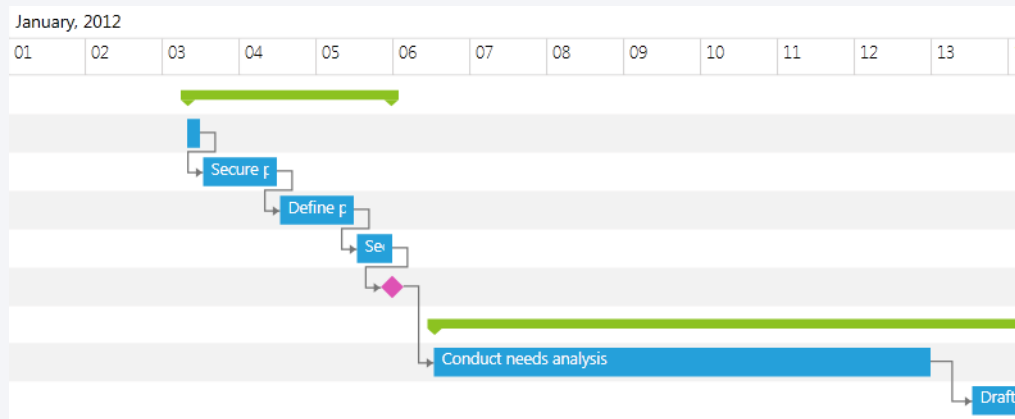
RadDiagram

RadDiagram adds a number of advanced features including Drag and Drop, MVVM support, Tree Layouts, Connection Routing, Custom connectors, Multi-page Printing, Integrated Scroll bars, Ruler, Thumbnails and much more



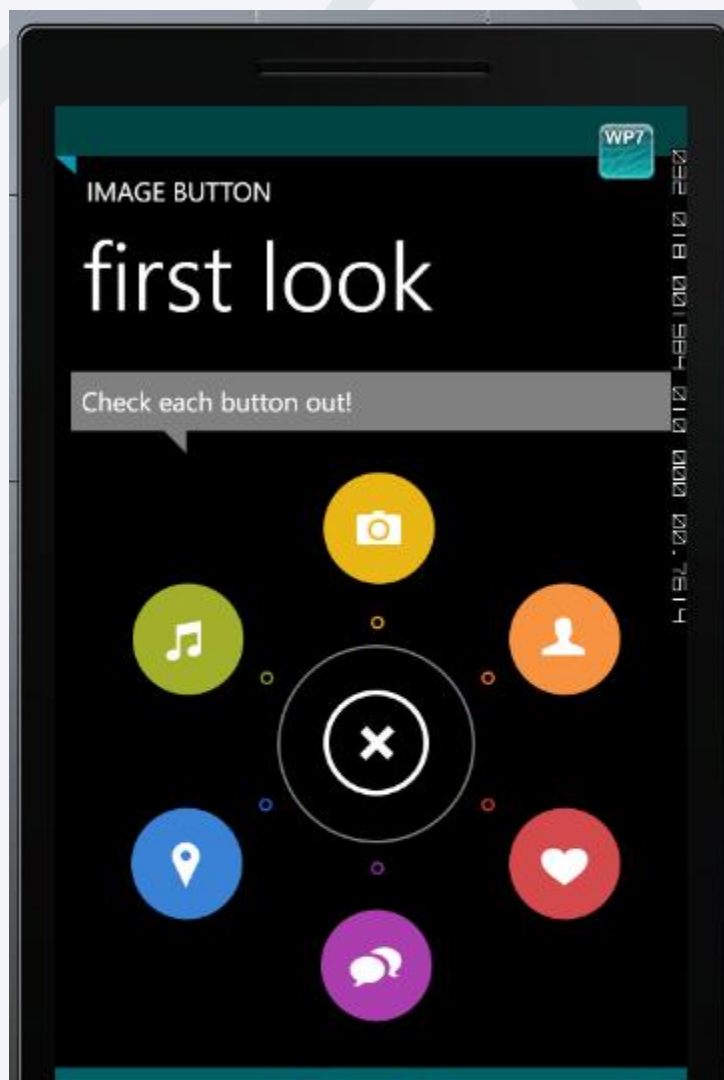
RadGanttView

RadGanttView has added drag and resize, drawing of custom slots and filtering the time ruler among other features



ImageButton

Fully functional button, has an image and visual state to distinguish when the button is clicked.



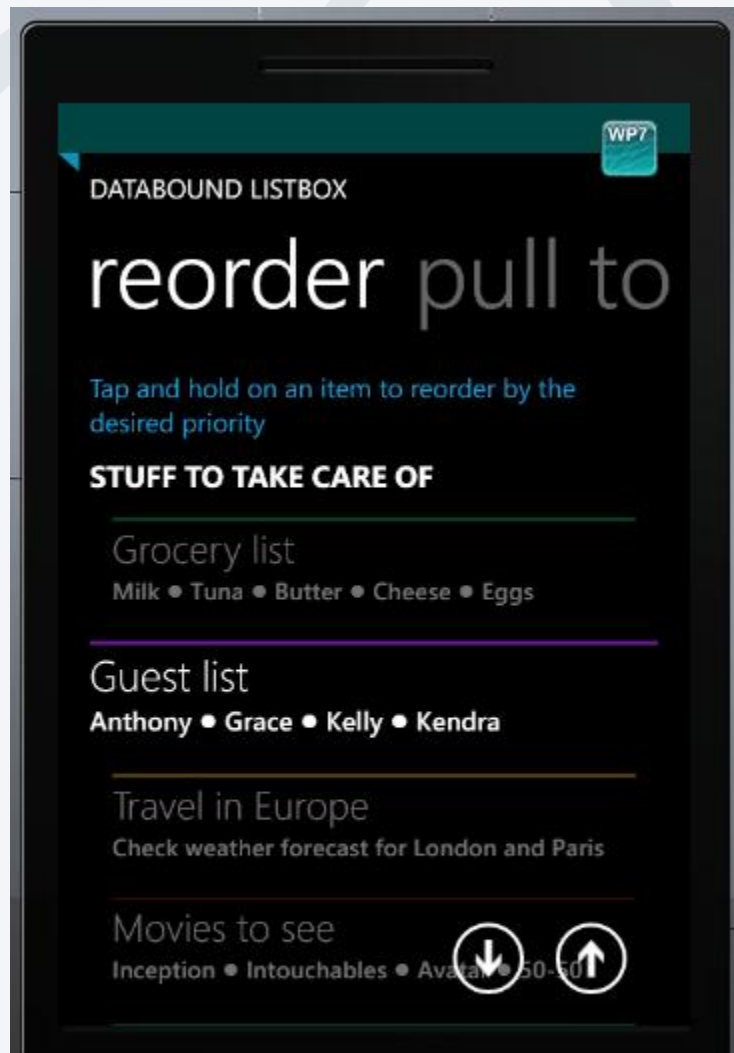
Pull To Refresh

Pull down on the images or entries in a DataBoundListBox to refresh the list.



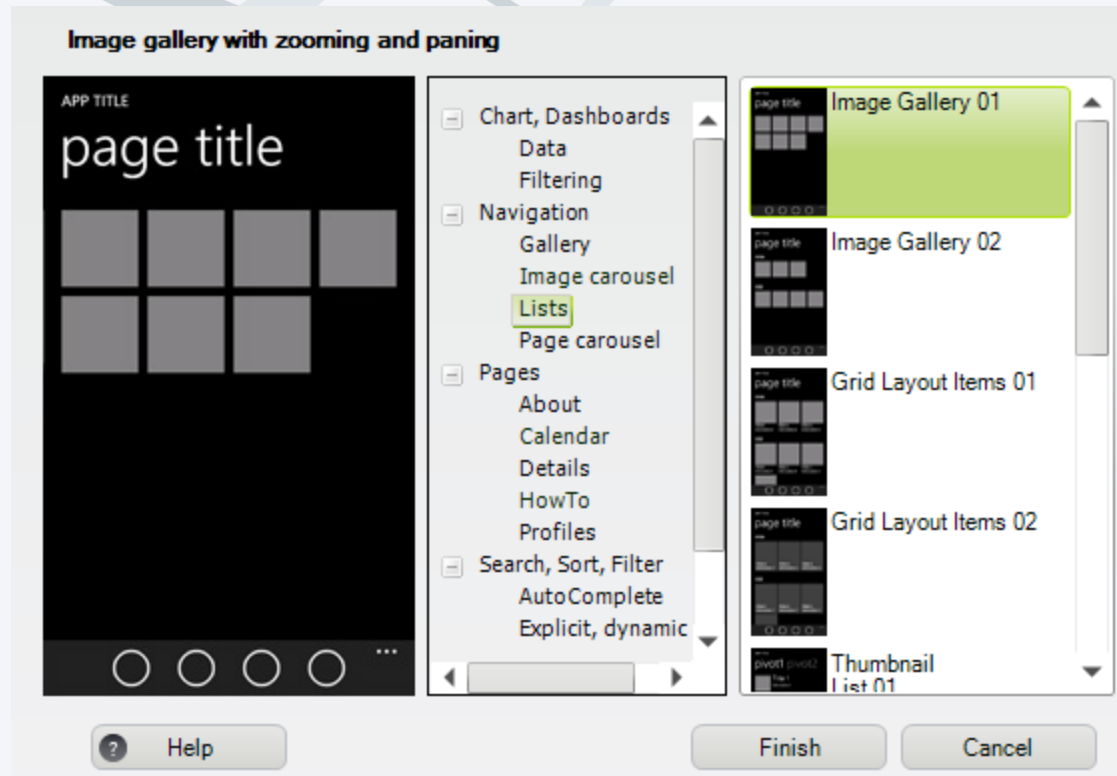
Reorder

Tap and hold entries in a
DataBoundListBox to reorder
the list



Templates

Over 20 new Metro templates to make creating your phone applications far easier.



Demo Time

HeatMap

GanttView

Diagram

Templates

RadDataBoundListBox

ImageButton

Want To Learn More

www.telerik.com/XAMLflix

www.telerik.com/demos

www.telerik.com/support

www.telerik.com/community

www.telerik.com/blogs

www.telerik.com/tv

Thank You

Watch us on Twitter & Facebook for winner announcements

Download the Q2 2012 release at www.telerik.com

Feel free to email us anytime:

Jesse.Liberty@telerik.com / Michael.Crump@telerik.com

Or reach us on Twitter

@JesseLiberty / @mbcrump